


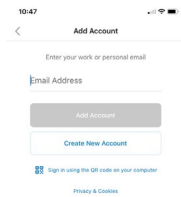
iEmail on your iPhone



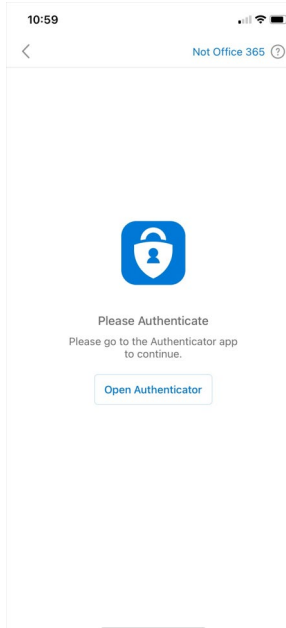
Set up email using Outlook for iOS (Microsoft Outlook)

NOTE: Outlook for iOS requires iOS 14.0 or higher. App availability varies by country so find out what's available in your country. If the app is incompatible with your device, try adding your mail account using the built-in mail app that comes with your device.

1. Download the Outlook for iOS app from the Apple Store if you have not installed it yet.
2. Once downloaded, open the **Outlook App**.
3. Enter your PennWest email address and tap **Add Account**

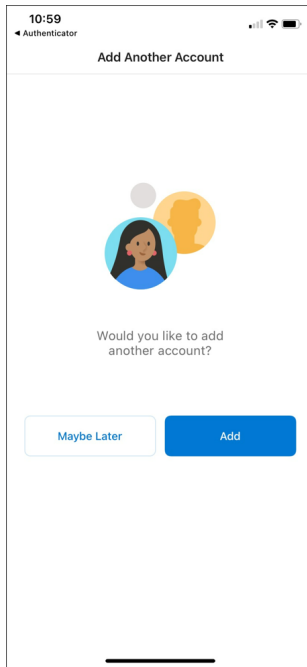


4. **Open Authenticator** if prompted



iEmail on your iPhone

5. Tap **Maybe Later**



6. If prompted enter password (it may already load)

7. If prompted choose if you want **Notifications**

Your Pennwest email should now be set up on your device.